

Planet

Product Catalogue



Designer: Selami Gündüzeri

 **zivella**

Contents

Overview of Planet	03
Solutions for the Product Group	08
2D Drawings	10

Inspired by the arrangement of planets and their moons, the Planet coffee table family incorporates an adaptable design philosophy with various sizes and geometric shapes.





The table is generally in round or rectangular form, standing out with its simple lines. The round form offers a more dynamic appearance, while the rectangular form presents a more classic stance.

The edges are typically rounded or straight, designed to enhance both safety and elegance. Rounded edges provide a softer transition in the space.



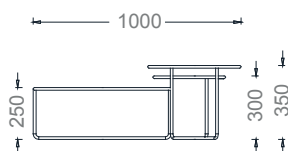
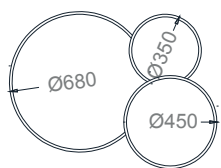


Color and material choices complement other furniture and decorative elements, creating harmony with the overall aesthetic of the space. Minimalist details and elegant lines give your space a sophisticated look.

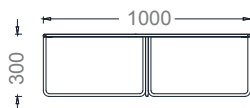
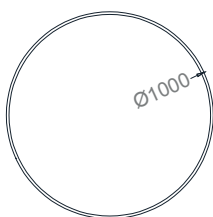
Product 2D Drawings

Planet	11
--------	----

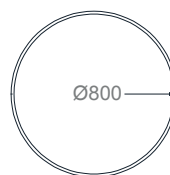
Planet 2D



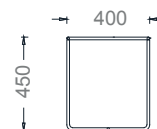
PLT10076 - PLANET TRIPLE COFFEE TABLE
100x76x35h



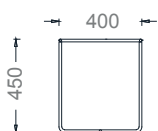
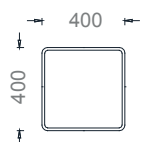
PLTQ100- PLANET ROUND COFFEE TABLE
100X35h



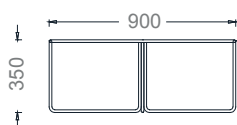
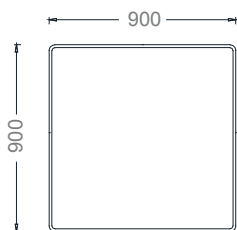
PLTQ80- PLANET ROUND COFFEE TABLE
80x35h



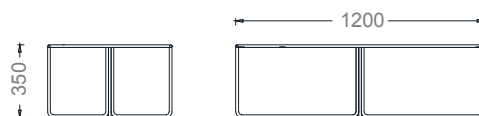
PLTQ40- PLANET ROUND COFFEE TABLE
40x45h



PLT4040 - PLANET SQUARE COFFEE TABLE
40x40x45h



PLT9090- PLANET SQUARE COFFEE TABLE
90x90x35h



PLT12060- PLANET RECTANGULAR COFFEE TABLE
120x60x35h

